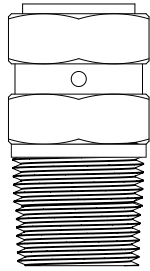


Fusible Plug - Installation Guideline

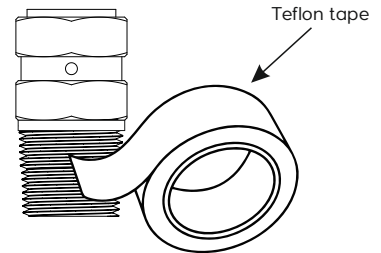
Installation Position



1



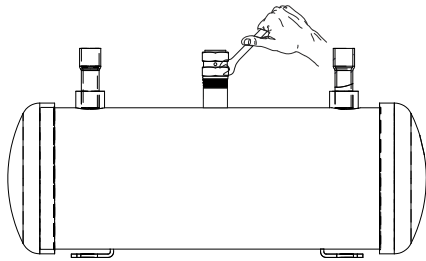
Before Installing the fusible plug, apply Teflon tape on the threads for proper sealing.



2



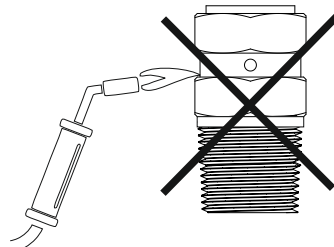
Tighten the fusible plug with spanner and apply suitable torque as mentioned in table.



3



Keep away the flame when installing the fusible plug.



4

| Nominal Thread size | Tightening torque N.m (kgf.cm) |
|---------------------|-----------------------------------|
| 1/4" NPT | 12 to 24 (122 to 244) |
| 3/8" NPT | 24 to 40 (244 to 407) |
| 1/2" NPT | 46 to 68 (469 to 693) |



**Scan QR Code for
Catalogue**